


Things that can burn




“I had seen something on facebook about button batteries and how they can burn through a child’s throat. I knew we didn’t have any lying around, but I didn’t realise they were in the remote for the lights. I nearly had a heart attack when I found my 2 year old chewing on the end of it, with the back off it and no battery inside. For a minute I couldn’t see the button battery. Then he moved and I realised he was sitting on it. Such a relief!”


Here are our top tips for keeping children safe from burns:

 **Cooking** – hot cooker hobs, oven doors, kettles and saucepans are just a few of the dangers in the kitchen. **Young children don’t have a reflex to pull away from something that is burning them, it’s something we learn.**


- Push kettles to the back of the worktop and try to use the back rings on the hob. Better still, keep children out of the kitchen when you’re cooking if you can.

 **Hot drinks** – **the main cause of scalds for under fives.** Your hot drink can scald a baby 15 minutes after it’s been made.


- Put your hot drink down well out of reach – don’t rely on young children understanding not to touch
- Put your baby down safely before you pick up your hot drink.

 **Hair straighteners** – can get as hot as your iron and can still burn 15 minutes after they are switched off.


- Keep straighteners out of reach when you’re using them
- Put them in a heat-proof pouch or on a high shelf to cool.

 **Bath water** – can cause a serious scald in just 5 seconds.

- Put the cold water in first and top up with hot, in case your toddler takes a tumble into the bath.

 **Internal burns from button batteries** – if swallowed, a button battery can burn through a child’s throat and lead to serious internal bleeding and even death.

- Keep objects with accessible button batteries well out of young children’s reach
- Store spare batteries somewhere safe and take care when replacing batteries.

 **Fires and heaters** – babies in cots can trap arms or legs against radiators. Children can touch or fall into fires, especially if using babywalkers.

- Move cots away from radiators
- Fit fireguards around fires and heaters.

Find out more and share

Follow us on Facebook and share with friends and family:

www.facebook.com/ChildAccidentPreventionTrust

Visit the safety advice section of the Child Accident Prevention Trust website:

www.capt.org.uk

Burns and Scalds

Six toddlers are admitted to hospital every day because they've been badly burned.



Activity ideas

- Get 3 disposable coffee cups. Write '5', '10' and '15' on each one respectively. Ask parents to guess how many minutes after it's been made that a hot drink can still scald a child (correct answer: 15).
- Use a bowl and two jugs of water (hot and cold). Ask parents to agree the right temperature for a baby's bath. Use this to start a discussion about running a bath safely, cold water first.
- Display CAPT's **button batteries poster**. Demonstrate the damage a button battery can do if it becomes stuck in the throat, by placing one in a slice of ham several hours before your event. Parents will be shocked to see how the caustic soda has eaten into the ham!
- Run a demonstration using cold coffee or dye and pour this over a doll in a babygro to show the extent to which a baby can be burned by a hot drink.
- Use CAPT's DVD resource pack **Too hot to handle** and help parents understand the small things that can prevent serious burns. There are three films to show, support cards to help you run lively discussions and colourful flyers to remind parents what they've learnt. Now just £25.
- Show the CAPT video of bacon and eggs being cooked on burning hot hair straighteners and ask parents to guess how long it takes for hair straighteners to cool. Complement this with a lively discussion using CAPT's **Hair straighteners education pack**.
- The average one year old is 2ft 6 – the same height as a dining table. Demonstrate how far they can reach by asking parents to guess the safe distance to place a hot drink on a table. Mark this with masking tape and award the winner a prize!

CAPT resources for your event

- Too hot to handle DVD resource pack
- Button batteries poster and flyer
- Hair straighteners education pack
- Hot drinks can hurt me poster
- How safe am I from bath water scalds? flyer
- How safe am I from burns at home? flyer
- Keep hot drinks out of my reach flyer
- Keep hair straighteners out of my reach flyer
- How safe is your child from burns and scalds? leaflet

Available from CAPT's online shop
www.capt.org.uk/shop.

Useful links

Visit the CAPT website www.capt.org.uk/News/hair-straightener-burns-for-life to access the hair straightener video and other useful resources.

British Red Cross has a useful video and advice on treating children with burns: www.redcross.org.uk/first-aid/learn-first-aid-for-babies-and-children/burns

Hair appliance safety organiser (with a donation to CAPT):
<https://the-daio.com>