



Bonjour les enfants! Comment ça va ?

This week we have planned 2 activities for you to do during the week to learn the alphabet and how to pronounce the O sound in French!

Remember don't do the two activities in one go! It's better for your long-term memory that you practise French few times a week.

Activity 1: Lesson 6- alphabet

This week we would like you to explore the following activities on the [High Five website](#). Remember to always have parental supervision when you are on the internet.

Watch the following video : [Video Lesson 6](#). – alphabet.

Activity 2: Practise – the sound O

Do you remember the [song a,e,i,o,u?](#)

Did you notice that the name of the vowels (a,e,i,o,u) in the alphabet and their pronunciation are identical?

a est fuchsia, e est bleu, i est gris

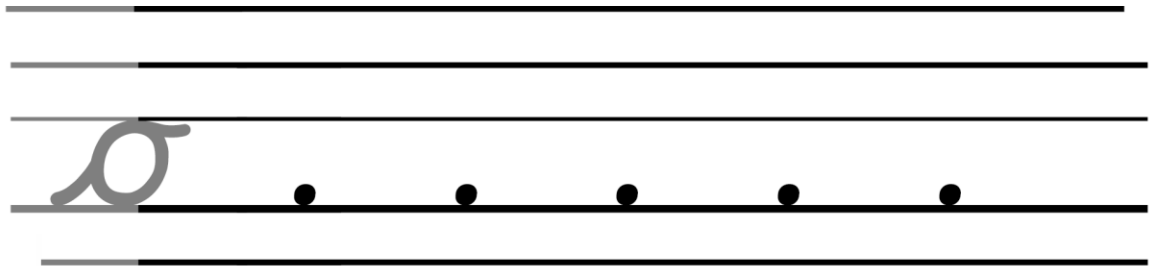
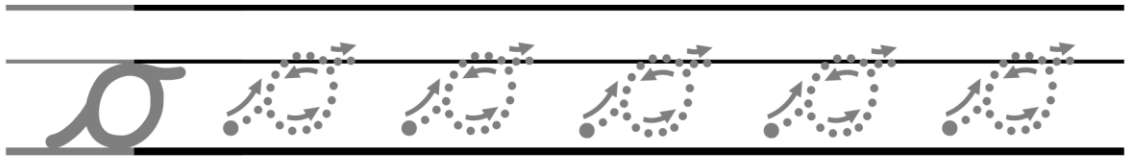
today we are going to learn that o est jaune !

Please find on the next page the activities related to the sound

I hope you will enjoy this week activities! Have a good week!

Adeline Grégoire

Trace le o en jaune












Troto est un petit
âne trop rigolo !

L.I. to identify the letter "O" in French, know it's sound and colour it in yellow.

2

Coloriez le son o en jaune.

La moto		Le chocolat	
La tomate		Le crocodile	
Le robot		L'olive	
Le koala		L'hôpital	
Bravo			

L.I. Phonics: to recognise the "o" in words and colour-code them for memory retention, whilst revising a, e, i.